



ಬೃಹತ್ ಬೆಂಗಳೂರು ಮಹಾನಗರ ಪಾಲಿಕೆ
Bruhat Bengaluru Mahanagara Palike



BBMP COVID-19 WAR ROOM 03.06.2022



OVERVIEW OF COVID-19 IN BENGALURU



CASE TRENDS

ACTIVE CASES **2,107**

Confirmed Cases

243

17,88,394 #

Recovered Cases

227

17,69,323 #

Death Cases

0

16,964 #



HOSPITALIZATION

11

ICU – V

-

ICU

3

HDU

-

General

8

INCLUDES GOVT. QUOTA AND PRIVATE WALK-IN HOSPITALIZATION



VACCINATION

9,555

1,92,42,555 #

First Dose

1,286

96,14,601 #

Second Dose

4,722

87,79,796 #

Precaution Dose

3,547

6,22,404 #



TRIAGING

MTU

15

Tele Triage

154



ACTIVE CLUSTERS

12

Budding Clusters

(<5 Cases)

11

Clusters (> 5 cases)

1



TESTING

14,457

2,97,68,699 #

RAT

2,853

RTPCR

11,604

Positivity : 1.54%

*FOR LAST 7 DAYS

: indicates cumulative numbers till date



ABSTRACT OF COVID-19 SCENARIO IN BENGALURU

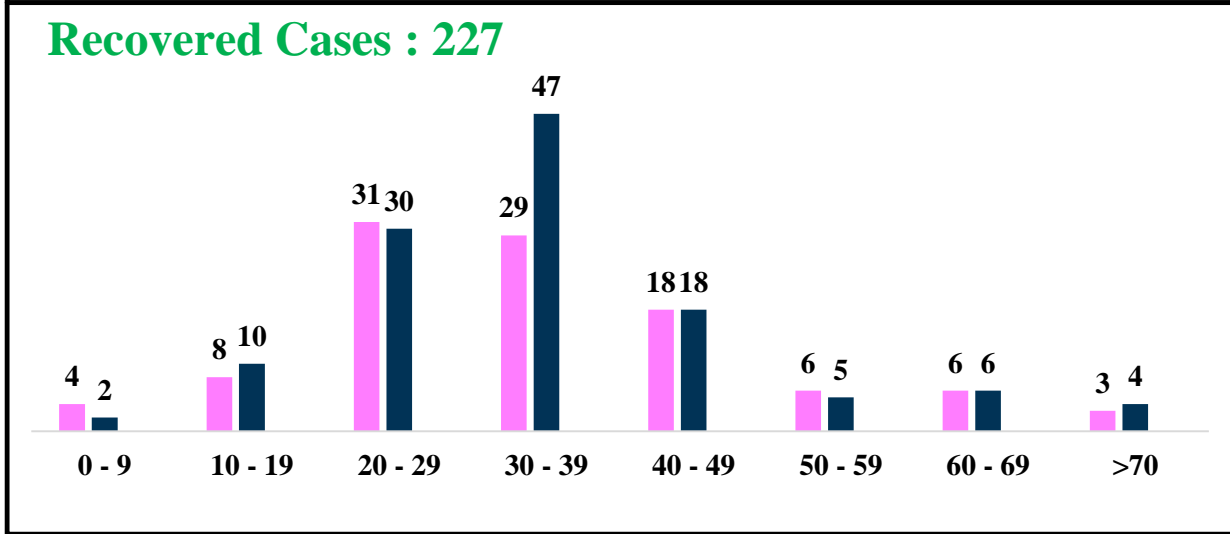
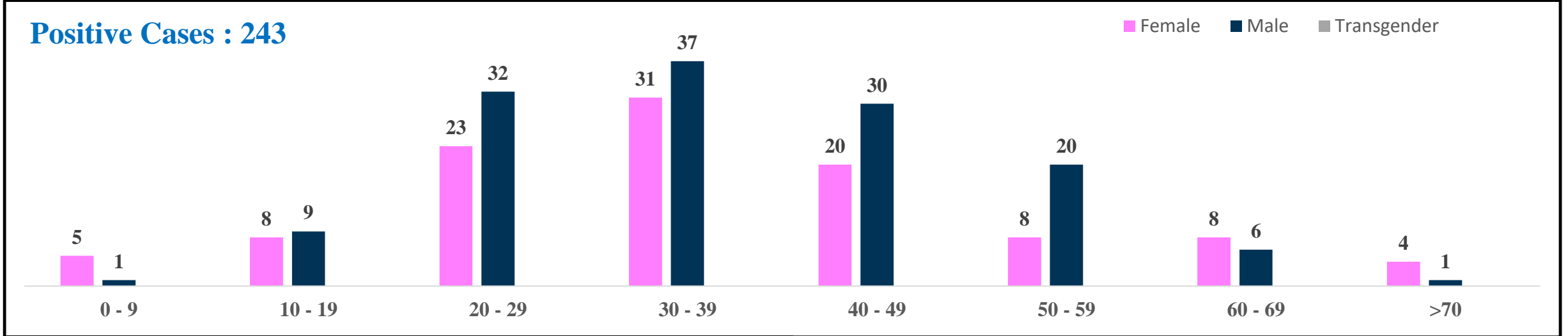


| | MALE | | | FEMALE | | | TRANSGENDER | | | TOTAL | | |
|-----------------------------------|---------------------------------|-------------|------------|----------------------------------|-------------|------------|---------------------------------|-------------|--------------|---------------|-------------|------------|
| | Last 24 Hours | Last 7 Days | Cumulative | Last 24 Hours | Last 7 Days | Cumulative | Last 24 Hours | Last 7 Days | Cumulative | Last 24 Hours | Last 7 Days | Cumulative |
| Positive Cases | 136 | 782 | 10,57,806 | 107 | 639 | 7,30,397 | 0 | 0 | 191 | 243 | 1,421 | 17,88,394 |
| Recovered Cases | 122 | 670 | 10,45,425 | 105 | 491 | 7,23,808 | 0 | 0 | 183 | 227 | 1,161 | 17,69,323 |
| Death Cases | 0 | 0 | 10,745 | 0 | 0 | 6,215 | 0 | 0 | 4 | 0 | 0 | 16,964 |
| Total Tests Done | In Last 24 hrs. : 14,457 | | | In last 7 days : 92,218 | | | Cumulative : 2,97,68,699 | | | | | |
| Vaccine Doses Administered | In Last 24 hrs. : 9,555 | | | In last 7 days : 1,08,987 | | | Cumulative : 1,92,42,555 | | | | | |
| ACTIVE CASES | | | | | | | | | 2,107 | | | |

*Covid deaths occurred today : 00 | Covid deaths occurred beyond last 24 hrs., reported today : 00

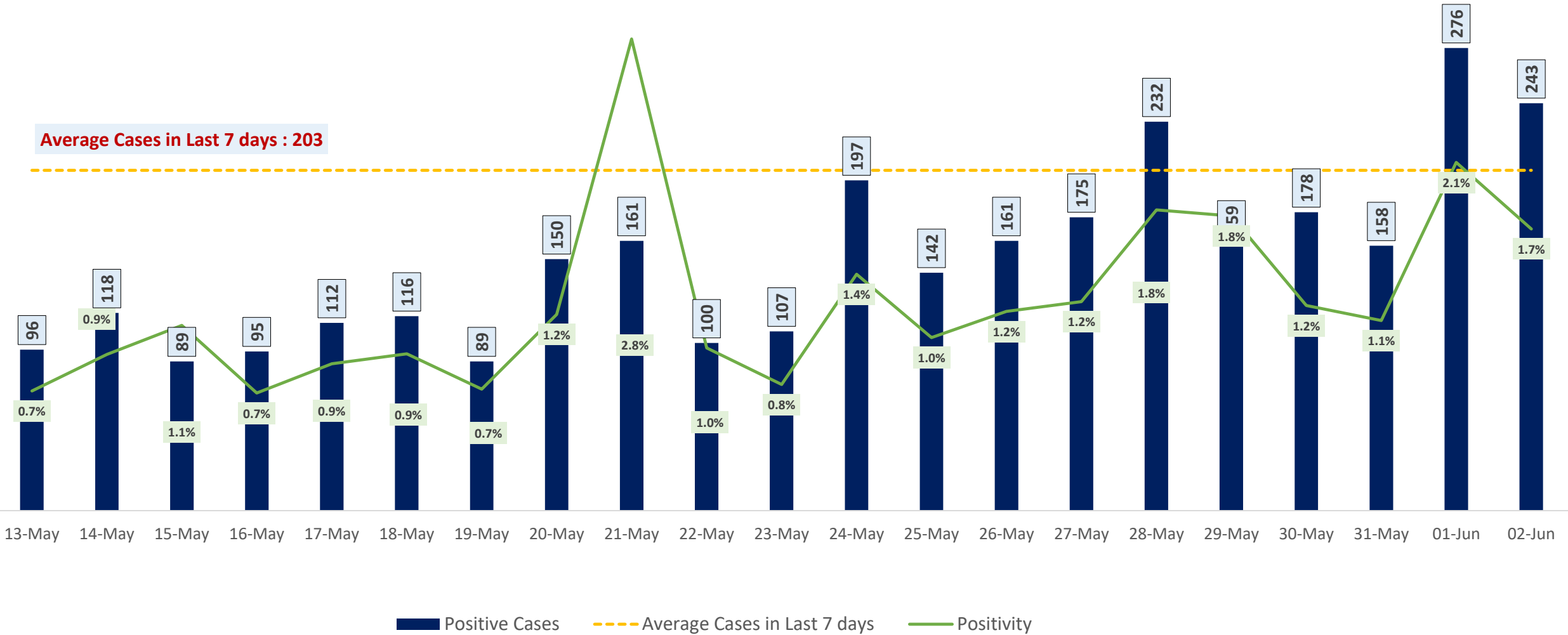


LAST 24 HOURS AGE GROUP AND GENDER WISE DISTRIBUTION





POSITIVITY RATE OF BENGALURU – LAST 21 DAYS

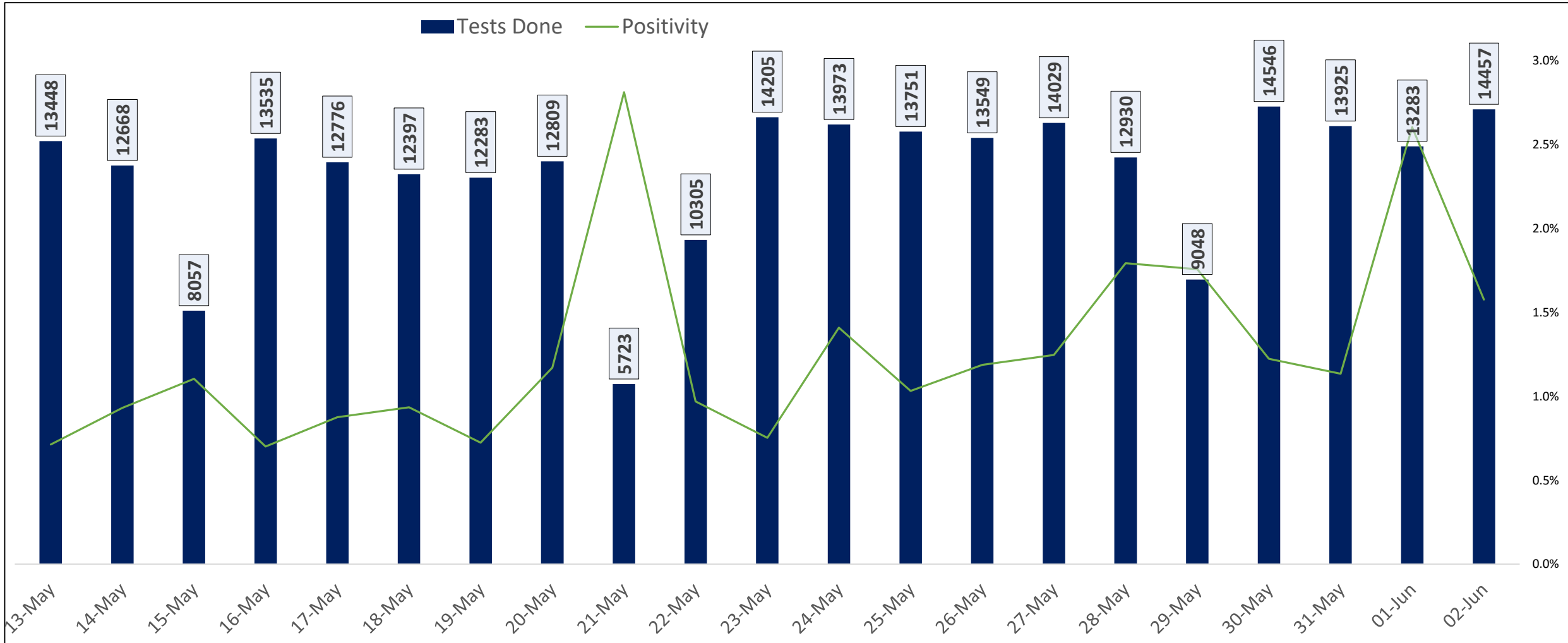




TESTING TRENDS IN BENGALURU



| Total Test Conducted Till Date | Test Conducted Last 24 hours | Last 7 Days Average |
|--------------------------------|------------------------------|---------------------|
| 2,97,68,699 | 14,457 | 13,174 |



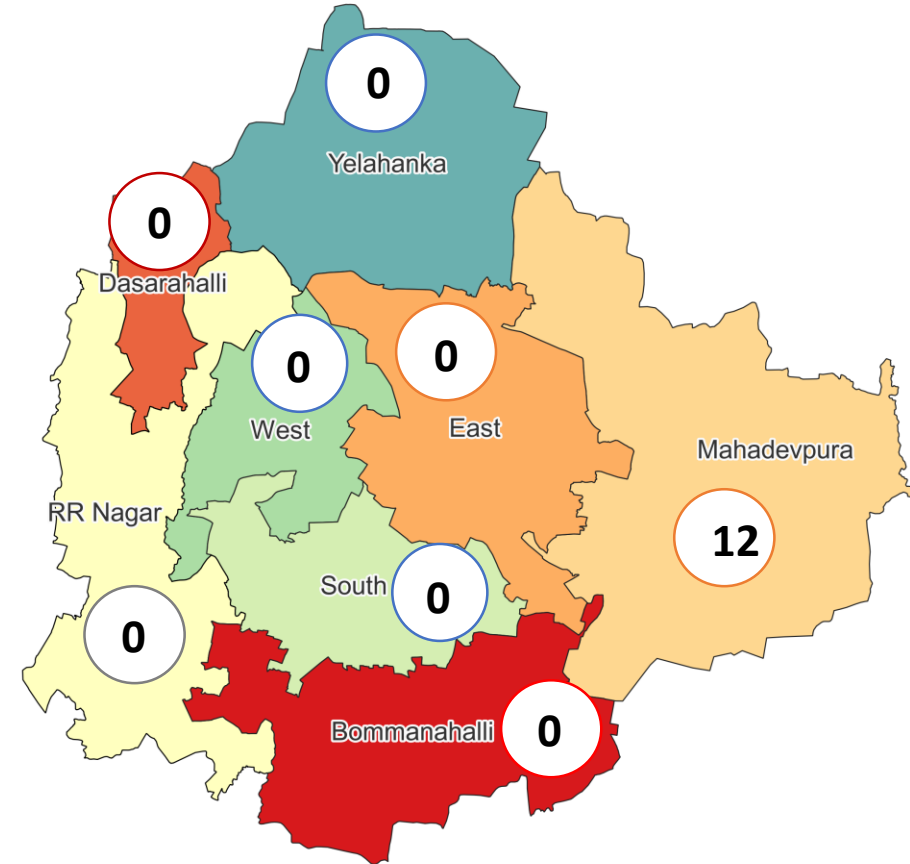


CLUSTER DETAILS



| Zone Name | TOTAL CLUSTERS | Budding Clusters | Clusters | Outbreaks |
|--------------|----------------|-------------------|---------------|--------------------|
| | | Less Than 5 Cases | 5 To 14 Cases | More Than 14 Cases |
| BOMMANAHALLI | 0 (-) | 0 (-) | 0 (-) | 0 (-) |
| DASARAHALLI | 0 (-) | 0 (-) | 0 (-) | 0 (-) |
| EAST | 0 (-) | 0 (-) | 0 (-) | 0 (-) |
| MAHADEVPURA | 12 (▲7) | 11 (▲7) | 1 (-) | 0 (-) |
| RR NAGAR | 0 (▼1) | 0 (-) | 0 (▼1) | 0 (-) |
| SOUTH | 0 (-) | 0 (-) | 0 (-) | 0 (-) |
| WEST | 0 (-) | 0 (-) | 0 (-) | 0 (-) |
| YELAHANKHA | 0 (-) | 0 (-) | 0 (-) | 0 (-) |
| TOTAL | 12 (▲6) | 11 (▲7) | 1 (▼1) | 0 (-) |

Total Active Clusters



Types of Clusters

| Zone Name | Apartments/ Villa | Individual House | Hostels/Quarters | Others | Schools/Colleges |
|--------------|-------------------|------------------|------------------|--------------|------------------|
| BOMMANAHALLI | 0 (-) | 0 (-) | 0 (-) | 0 (-) | 0 (-) |
| DASARAHALLI | 0 (-) | 0 (-) | 0 (-) | 0 (-) | 0 (-) |
| EAST | 0 (-) | 0 (-) | 0 (-) | 0 (-) | 0 (-) |
| MAHADEVPURA | 10 (▲6) | 2 (▲1) | 0 (-) | 0 (-) | 0 (-) |
| RR NAGAR | 0 (-) | 0 (▼1) | 0 (-) | 0 (-) | 0 (-) |
| SOUTH | 0 (-) | 0 (-) | 0 (-) | 0 (-) | 0 (-) |
| WEST | 0 (-) | 0 (-) | 0 (-) | 0 (-) | 0 (-) |
| YELAHANKHA | 0 (-) | 0 (-) | 0 (-) | 0 (-) | 0 (-) |
| TOTAL | 10 (▲6) | 2 (-) | 0 (-) | 0 (-) | 0 (-) |

▲▼ : Shows increase and decrease in numbers as compared to previous day



GOVT. QUOTA COVID BED STATUS AS ON 03.06.2022



| SR. NO. | Facility Type | No. of Hospital | Total Allocated Beds for C+ Patients | | | | | Occupied Beds for C+ Patients | | | | | Net Available Beds for C+ Patients | | | | |
|-------------------|-----------------------------|-----------------|--------------------------------------|------------|------------|------------|--------------|-------------------------------|----------|----------|----------|----------|------------------------------------|------------|------------|------------|--------------|
| | | | Gen Beds | HDU | ICU Beds | ICU-V | Total | Gen Beds | HDU | ICU Beds | ICU-V | Total | Gen Beds | HDU | ICU Beds | ICU-V | Total |
| 1 | Government Medical Colleges | 4 | 120 | 255 | 33 | 27 | 435 | 0 | 0 | 0 | 0 | 0 | 120 | 255 | 33 | 27 | 435 |
| 2 | Government Hospitals | 18 | 637 | 292 | 74 | 95 | 1,098 | 0 | 0 | 0 | 0 | 0 | 637 | 292 | 74 | 95 | 1,098 |
| 3 | Private Medical Colleges | 12 | 178 | 200 | 66 | 35 | 479 | 0 | 0 | 0 | 0 | 0 | 178 | 200 | 66 | 35 | 479 |
| 4 | Private Hospitals | 32 | 181 | 61 | 49 | 42 | 333 | 0 | 0 | 0 | 0 | 0 | 181 | 61 | 49 | 42 | 333 |
| 5 | Covid Care Centre | 1 | 50 | | | | | 0 | | | | | 50 | | | | |
| Total Beds | | 67 | 1,166 | 808 | 222 | 199 | 2,395 | 0 | 0 | 0 | 0 | 0 | 1,166 | 808 | 222 | 199 | 2,395 |

* Status as on 03.06.2022 – 04:35 PM

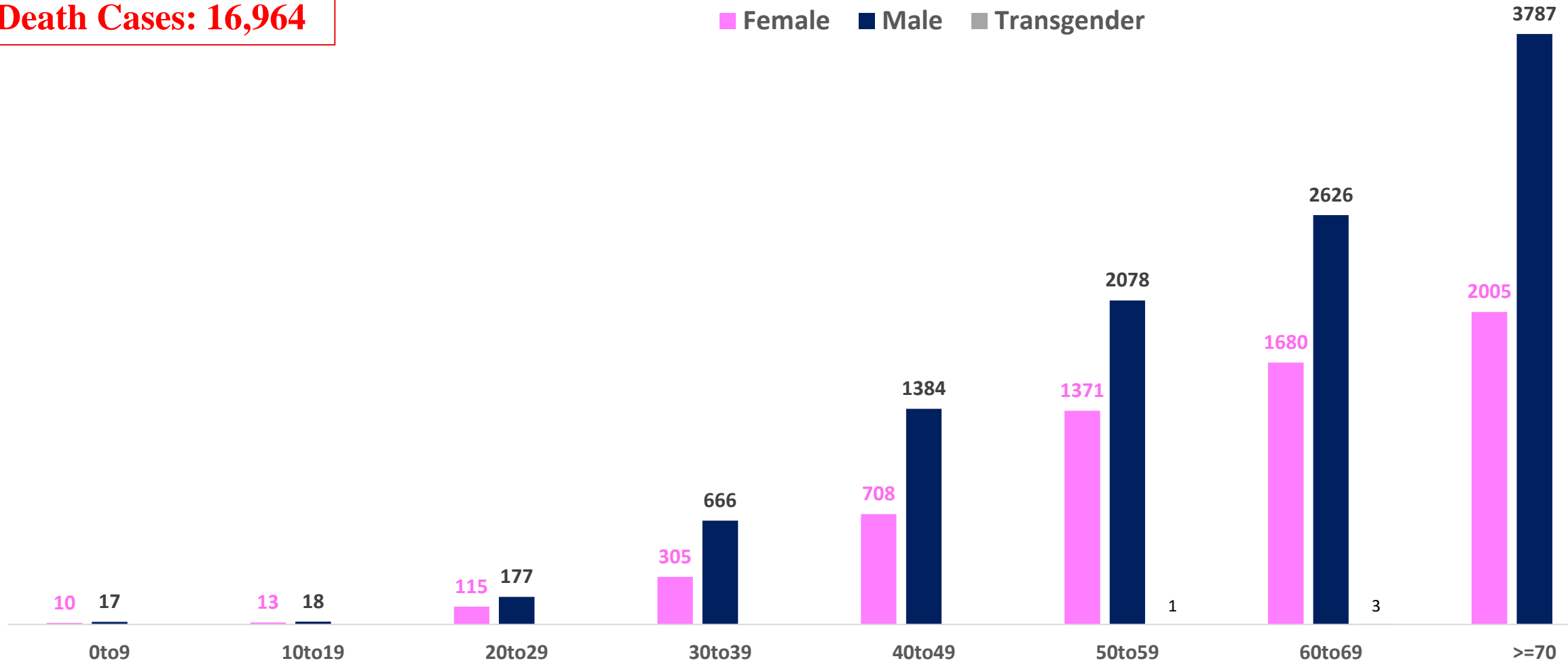


AGE AND GENDER WISE DISTRIBUTION OF DEATH CASES



Death Cases: 16,964

Female Male Transgender





VACCINATION COVERAGE AS ON 02.06.2022



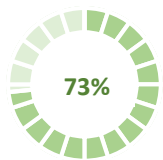
Total Doses Administered

1,92,42,555

▲ 9,555

Total 12-14 years Population : 2.82 Lakhs

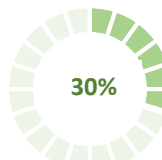
1ST DOSE



2,06,600
Doses administered

▲ 940

2ND DOSE

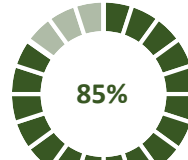


83,167
Doses administered

▲ 892

Total 15-18 years Population : 4.42 Lakhs

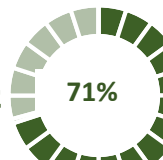
1ST DOSE



3,44,744
Doses administered

▲ 168

2ND DOSE

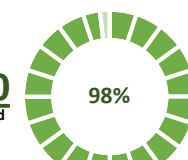


2,88,010
Doses administered

▲ 399

Total adult Population : 91.7 Lakhs

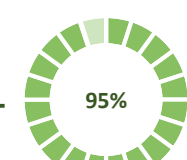
1ST DOSE



90,01,001
Doses administered

▲ 178

2ND DOSE



86,96,629
Doses administered

▲ 3,431

Priority Group*

Health Care Workers

Dose 1

2,10,313

Doses administered

▲ 0

Dose 2

2,06,534

Doses administered

▲ 2

Frontline Workers

Dose 1

3,81,813

Doses administered

▲ 4

Dose 2

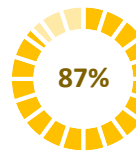
3,72,609

Doses administered

▲ 4

18 - 44 Years Coverage

Dose 1

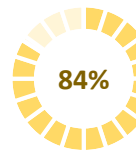


57,35,408

Doses administered

▲ 142

Dose 2



55,16,930

Doses administered

▲ 2,765

PRECAUTION DOSE



6,22,404

Doses administered

▲ 3,547

PRECAUTION DOSES ADMINISTERED

Health Care Workers

78,487

Booster Doses administered

▲ 146

Front Line Workers

82,692

Booster Doses administered

▲ 513

60 + Years Coverage

3,27,314

Booster Doses administered

▲ 654

18 + Years Coverage

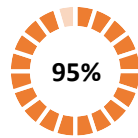
1,33,911

Booster Doses administered

▲ 2,234

45 – 59 Years Coverage

Dose 1

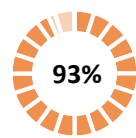


16,93,897

Doses administered

▲ 16

Dose 2



16,51,481

Doses administered

▲ 499

60 + Years Coverage

Dose 1



9,79,570

Doses administered

▲ 16

Dose 2



9,49,075

Doses administered

▲ 161

▲ indicates the increase in last 24 hours



COVID-19 SCENARIO IN BENGALURU AND OTHER METROPOLITIAN CITIES



| CITY NAME | Positive Cases | Active Cases | Recovered | Deceased | Vaccine Doses Administered |
|------------|----------------|--------------|-----------|----------|----------------------------|
| New Delhi | 19,07,637 | 1,490 | 18,79,935 | 26,212 | 3,43,35,876 |
| Bengaluru* | 17,88,394 | 2,107 | 17,69,323 | 16,964 | 2,21,27,884 |
| Mumbai | 10,66,323 | 3,324 | 10,43,432 | 19,567 | 2,11,22,765 |
| Chennai | 7,52,650 | 326 | 7,43,256 | 9,068 | 1,05,47,560 |
| Kolkata | 4,47,192 | 272 | 4,41,264 | 5,656 | 1,01,79,141 |

Source : <https://dashboard.cowin.gov.in/> at 4:35pm (03.06.2022)
Source : <https://www.covid19bharat.org/> at 4:35 pm (03.06.2022)

*includes BBMP & Bengaluru Urban



SNAPSHOT OF COVID-19 CASES IN BENGALURU URBAN



**Total Wards With
< =5 Cases* :
159**

**Tests Conducted
On 02.06.2022:
14,457**

**Recovery
Rate:
98.93%**

**Total
Active Cases :
2,107**

**Total Vaccinated on
02.06.2022:
9,555**

**Positivity
Rate* :
1.54%**

**Active
Rate:
0.12%**

**Case
Fatality Rate* :
0.00%**

*Total positive cases In the past 7 days

*CFR and positivity is for Past 7 days

| | |
|--------------------------------------|---|
| Download BBMP Bulletin | https://apps.bbmpgov.in/covid19/mediabulletin.php |
| For BBMPCovid19 Bed Status: | https://apps.bbmpgov.in/covid19/en/Bedstatus.php |
| To register for vaccination : | https://selfregistration.cowin.gov.in/ |
| BBMP COVID19 Dashboard: | https://apps.bbmpgov.in/covid19/ |
| Follow us on: | www.facebook.com/bbmp.comm1/ |
| | twitter.com/BBMPCOMM |

Issued by:

Honorable Chief Commissioner, BBMP
Special Commissioner Health & IT, BBMP
MD, Bengaluru Smart City Limited

THANK YOU !

